

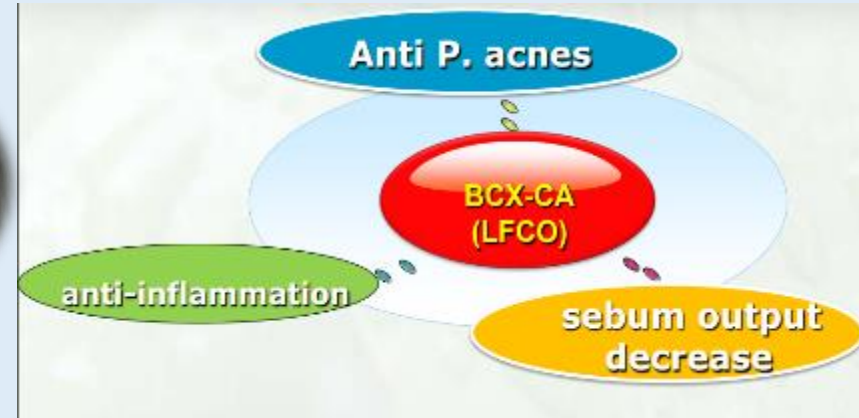
BCX-CA (Natural Anti-Acne Agent)



Chamaecyparis Obtusa Leaf Extract



Lactobacillus Ferment



BCX-CA เป็นสารสกัดจากธรรมชาติ ประกอบด้วย *Chamaecyparis Obtusa* Leaf Extract , *Citrus Unshiu* Fruit Extract, *Glycyrrhiza Uralensis* (Licorice) Root Extract, *Vitis Vinifera* (Grape) Seed Oil โดยใช้แบคทีเรีย *Lactobacillus* ในการหมักและย่อยสลายเอาสารสำคัญออกมา โดยใช้เทคโนโลยีที่เรียกว่า Bio-Conversion ทำให้ได้สารออกฤทธิ์ที่มีความสามารถในการยับยั้งเชื้อ *P.acne* ได้เป็นอย่างดี นอกจากนี้ยังช่วยกระตุ้นให้มีการลดปัจจัยต่างๆ จากสิวอักเสบและยังปรับสภาพผิวให้ดียิ่งขึ้น



Vitis Vinifera (Grape) Seed Oil



Glycyrrhiza Uralensis (Licorice) Root Extract



Citrus Unshiu Fruit Extract

* LFCO: Lactobacillus-Fermented *Chamaecyparis obtusa*

BCX-CA (Natural Anti-acne Agent)

Product Information

1. สารสกัดจากธรรมชาติ ที่มีฤทธิ์ในการยับยั้งเชื้อสิว *P. acne*
2. ใช้แบคทีเรีย *Lactobacillus* ในการหมักและย่อยสลายเอาสารสำคัญออกมา ด้วยเทคโนโลยีที่เรียกว่า Bio-Conversion ทำให้ได้สารออกฤทธิ์ที่มีความสามารถในการยับยั้งเชื้อสิว *P. acne*
3. มีประสิทธิภาพในการป้องกันการสิวมากกว่า tea tree oil
* ผ่านการทดสอบ (in vitro & in vivo test)
4. มีงานวิจัย และได้รับการจดสิทธิบัตร
- (Dermatology, Vol. 229(2) 102-109, 2014)
- (Patent No.: 01-2013-0028937)
5. มีประสิทธิภาพดีกว่า tea tree oil เมื่อเทียบกับในแง่ของทางประสิทธิภาพ

บอกลา!!!ปัญหาสิว



สิวลุดตัน



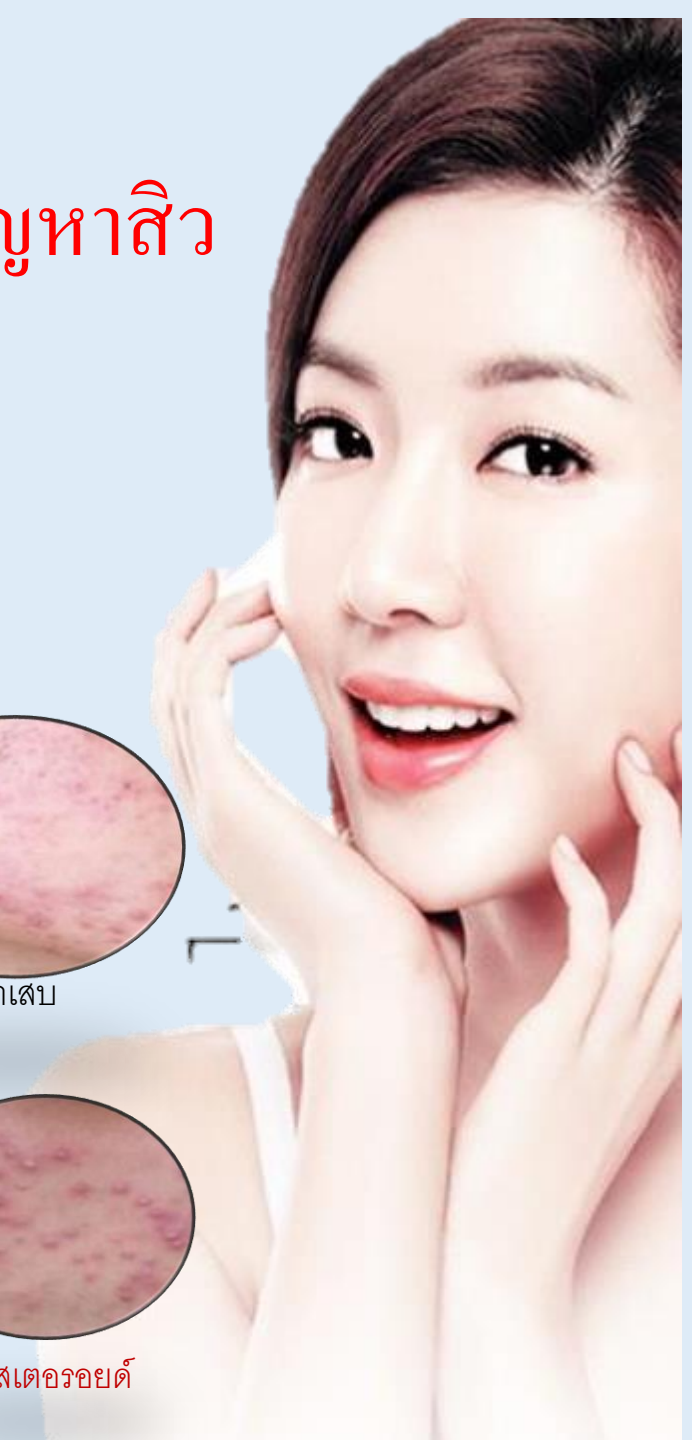
สิวลักเสบ



สิวมดผื่น



สิวลเตอร์อยด์



BCX-CA (Natural Anti-acne Agent)



Chamaecyparis Obtuse Leaf Extract



Glycyrrhiza Uralensis (Licorice) Root Extract




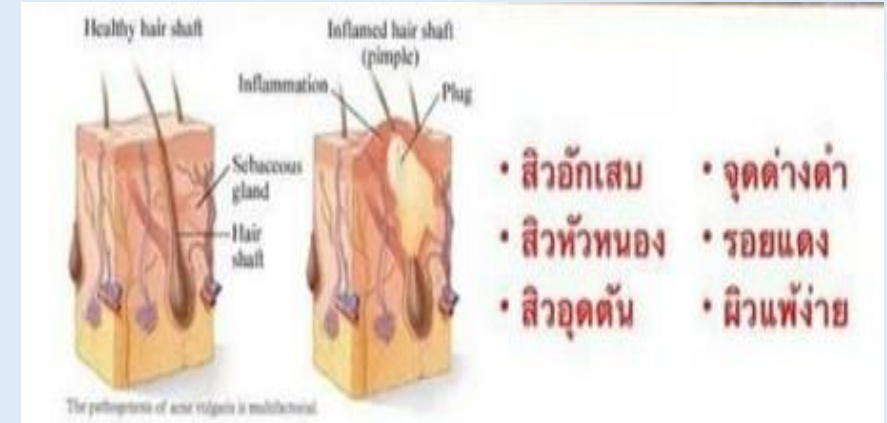
Vitis Vinifera (Grape) Seed Oil



Citrus Unshiu Fruit Extract



Lactobacillus Ferment



BCX-CA (Natural Anti-acne Agent)

Composition



Chamaecyparis Obtusa Leaf Extract

สารสกัดธรรมชาติจากไม้ตระกูลสนที่มีต้นกำเนิดจากประเทศญี่ปุ่น ช่วยในการยับยั้งเชื้อ *P. acne* ซึ่งเป็นสาเหตุของสิวอักเสบได้เป็นอย่างดี



Citrus Unshiu Fruit Extract

สารสกัดจากผลส้ม มีคุณสมบัติช่วยละลายไขมันที่เคลือบบนผิว และลดการสร้างน้ำมันจากต่อมไขมันซึ่งเป็นสาเหตุ การเกิดสิว ที่อาจก่อให้เกิดการอุดตันรูขุมขน ทำให้รูขุมขนกระชับ ผิวเนียนใส และมีวิตามินซีบำรุงเสริมทัพให้ผิวแข็งแรง สดใสทั้งวัน



Glycyrrhiza Uralensis (Licorice) Root Extract

สารสกัด จากชะเอมเทศ (Licorice Extract) มีคุณสมบัติ ลดการอักเสบของผิว ลดรอยแดงจากสิว ลดการระคายเคือง ลดความมันของผิว ควบคุมความมันบนใบหน้า ลดการเกิดสิว



Vitis Vinifera (Grape) Seed Oil

เป็นสารต้านอนุมูลอิสระ ช่วยชะลอริ้วรอยของผิวพรรณ ช่วยปกป้อง Collagen และผิวจากการทำลายของอนุมูลอิสระ ให้ผิวมีสุขภาพดี ยืดอายุของเซลล์ผิวและช่วยฟื้นฟูเซลล์ผิว ทำให้ผิวเต่งตึงกระชับ


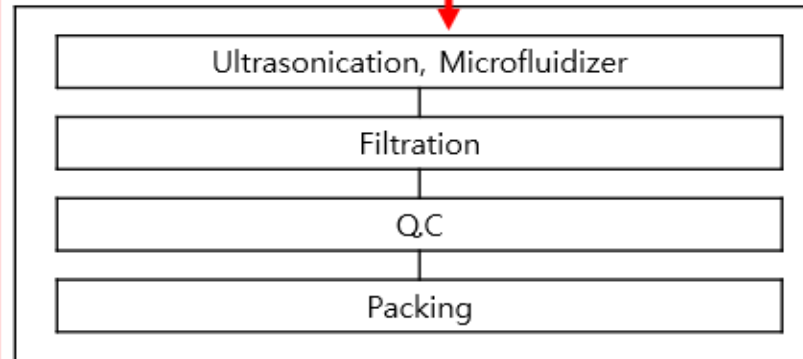
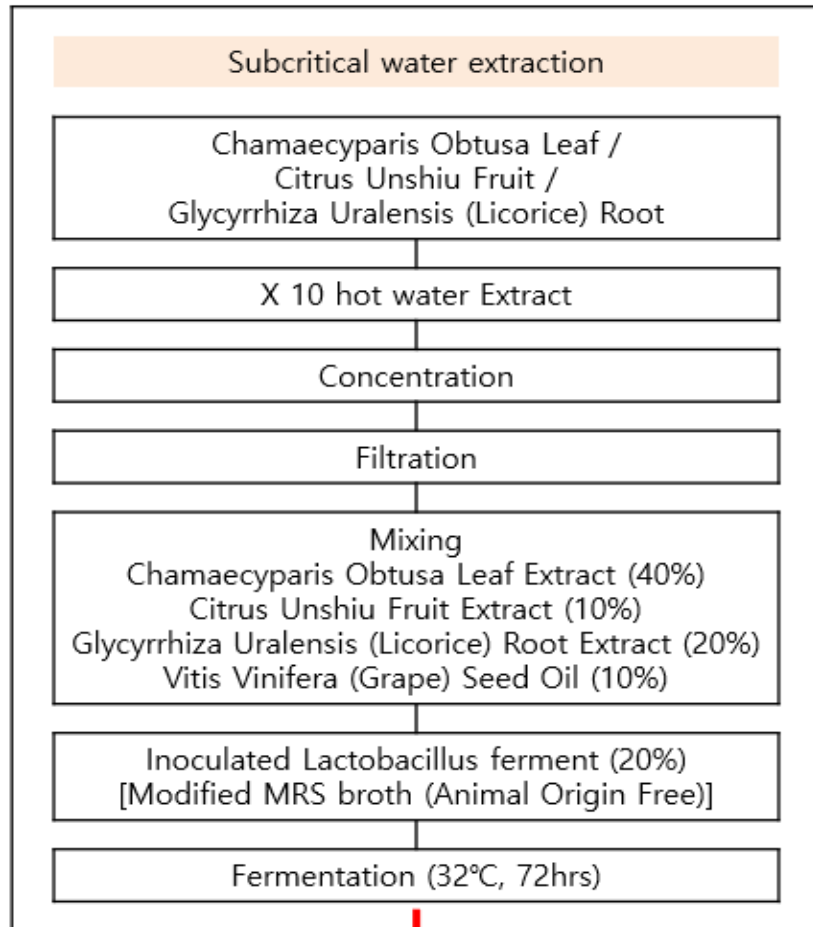


Lactobacillus Ferment

จุลินทรีย์ชนิดหนึ่งที่ใส่ในนมเปรี้ยว สารตัวนี้ก็ได้จากการหมักจากจุลินทรีย์ ตัวช่วยในเรื่องของการฟื้นฟูผิว

BCX-CA (Natural Anti-acne Agent)

Manufacturing processes



BCX-CA (Natural Anti-acne Agent)



Anti-bacterial Test – Comparison of Anti-bacterial activity


product	Inhibition area* (mm)	MIC (% v/v)
1.other our product	34	0.156
2.BCX-CA	37	0.078
3.Tea tree oil	31	0.156



BCX-CA has superior anti-acne activity compared to other products and Tea tree oil

Compare to Tea Tree Oil,
Water-soluble!!!

→ convenient in manufacturing process

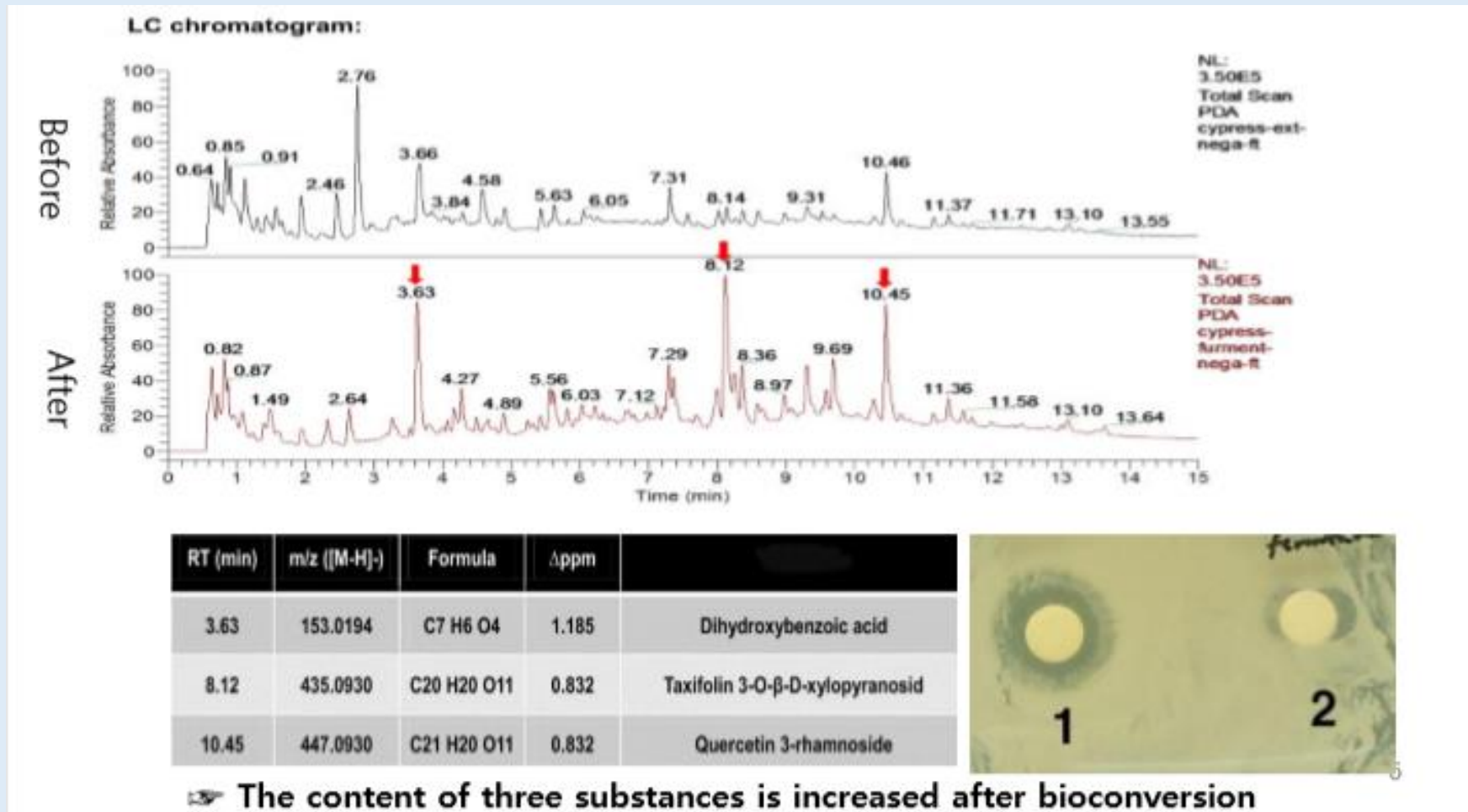


BCX-CA (Natural Anti-acne Agent)

Anti-bacterial experiment – effect of bioconversion

The effect of BCX-CA before and after bioconversion

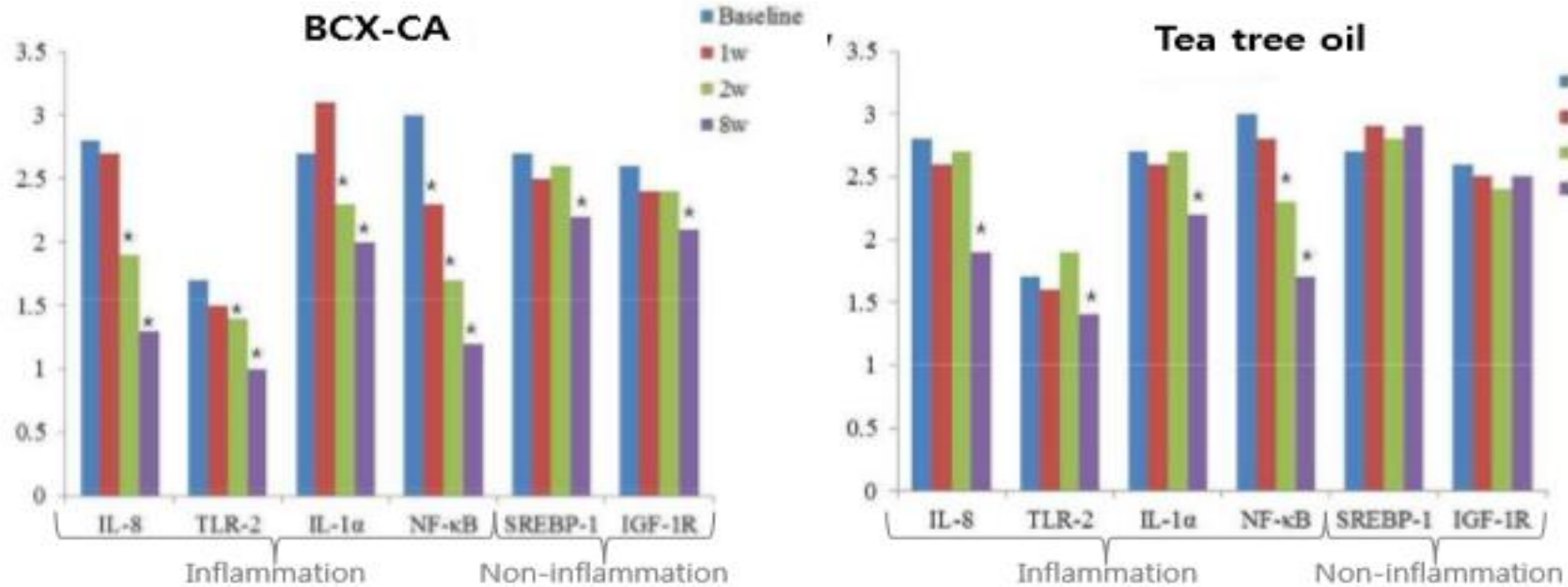
<Dermatology, Vol. 229(2) 102-109, 2014>



BCX-CA (Natural Anti-acne Agent)

Effect of anti-inflammation and sebum-generation

<Dermatology, Vol. 229(2) 102-109, 2014>

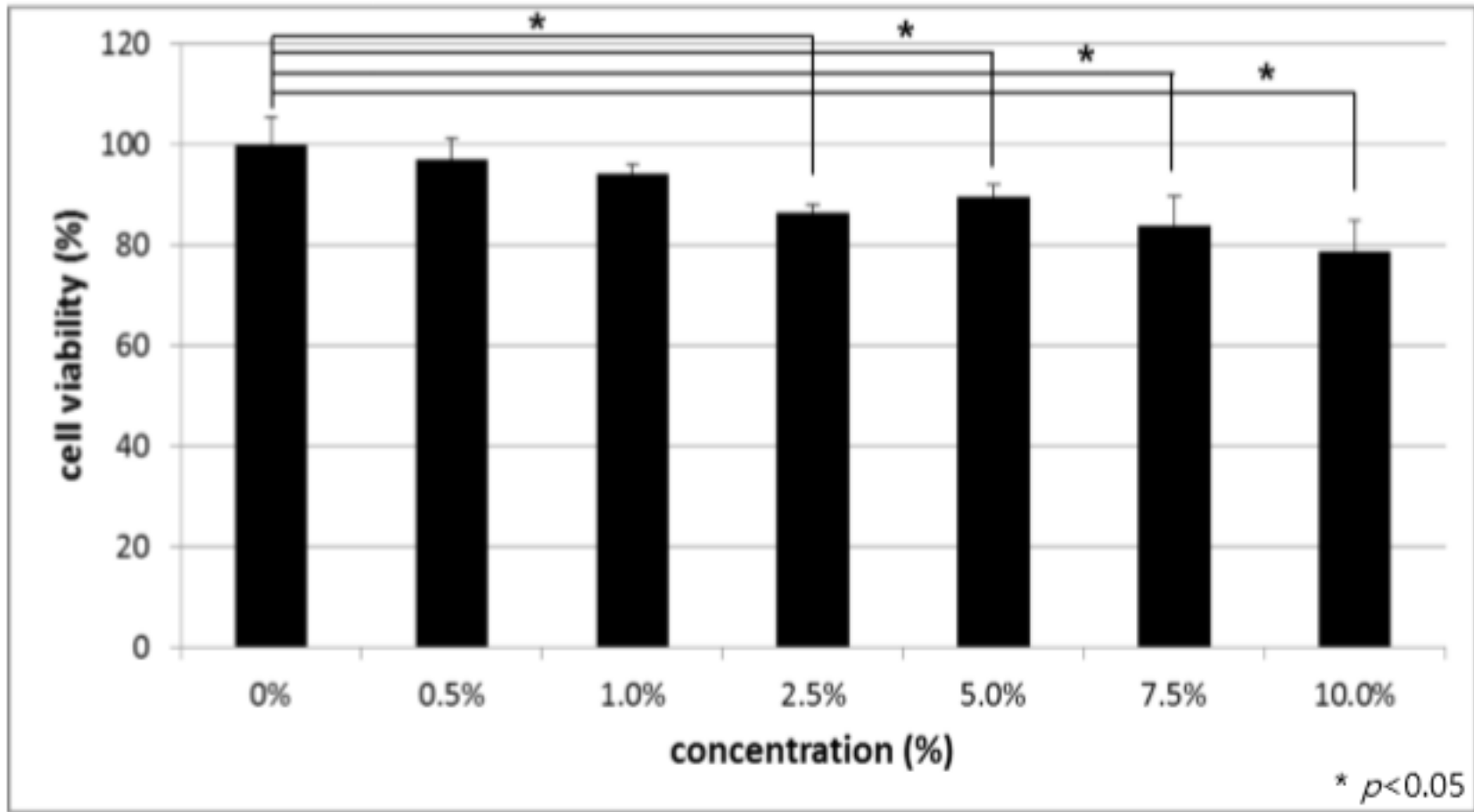


1. The proteins related to inflammation is much more decreased by BCX-CA than Tea tree oil. (NFκB, TLR2, IL8, IL1α : Inflammatory cytokine gene products)
 2. BCX-CA decreases the level of SREBP-1 and IGF-1R which is not observed in Tea tree oil group. (Not related to inflammation, SREBP1 and IGF1R are related to the generation of sebum)
- * BCX-CA activates the receptors that activate the generation of sebum via SREBP1




BCX-CA (Natural Anti-acne Agent)

Cell safety experiment – MTT Assay (Cell strain: Hs68)



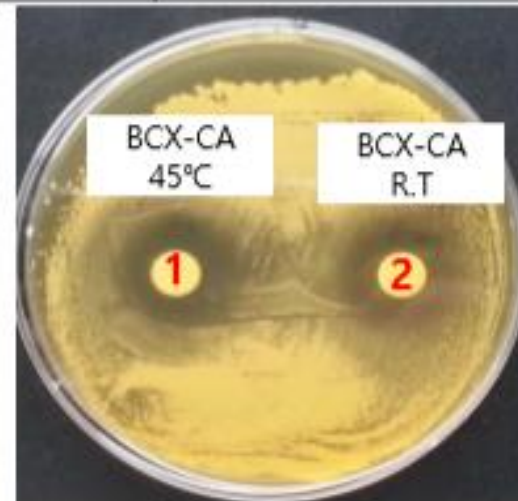

Cell survival rate of 78% or more even when 10% BCX-CA was inoculated
→ Proved the safety of BCX-CA!



BCX-CA (Natural Anti-acne Agent)

Stability/Anti-microbial power

BCX-CA	4° C (1 month)	25° C (1 month)	45° C (1 month)
precipitation	none	none	none
Anti-microbial power	No change	No change	No change



1. storage at 45°C
2. storage at ambient Temp.

When BCX-CA was stored at 4°C, 25°C, 45°C for one month, it did not precipitate and maintained its antibacterial activity.

BCX-CA (Natural Anti-acne Agent)

Human patch test

- Test period: 17 Oct. 2013 ~ 20 Oct. 2013
- Test purpose: To evaluate the stability of "BCX-CA" contained in cosmetics

Formulation	Test result									evaluation
	1hr					24hr				
	-	±	+	++	+++	-	±	+	++	
Non-treated	10	-	-	-	-	10	-	-	-	No irritation
BCX-CA 50%	10	-	-	-	-	10	-	-	-	No irritation

* Non-treated : basic Lotion

Evaluation standard:

- negative reaction
- ± suspicious reaction
- + weak reaction(erythema, papule)
- ++ Strong reaction (erythema, papule, blister)
- +++ Very strong response (erythema, papules, blisters)

- No irritation found when applying BCX-CA!
- The above experiment proved the safety of BCX-CA!

BCX-CA (Natural Anti-acne Agent)

Clinical test – conducted by Seoul University Hospital

<Dermatology, Vol. 229(2) 102-109, 2014>

Dermatology, Vol. 229(2) 102-109, 2014 (International Journal of Skin Science)

Dermatology

Original Paper

Dermatology
DOI: 10.1159/000362491

Received: October 10, 2013
Accepted after revision: March 25, 2014
Published online: September 6, 2014

Comparison of Clinical and Histological Effects between Lactobacillus-Fermented *Chamaecyparis obtusa* and Tea Tree Oil for the Treatment of Acne: An Eight-Week Double-Blind Randomized Controlled Split-Face Study

Hyuck Hoon Kwon^{a,b} Ji Young Yoon^b Seon Yong Park^{a,b} Seonguk Min^{a,b}
Dae Hun Suh^{a,b}

^aDepartment of Dermatology, Seoul National University College of Medicine, and ^bAcne and Rosacea Research Laboratory, Seoul National University Hospital, Seoul, South Korea

시험 시료	A. 락박추출물 5% 포함 세럼 B. 티트리 오일 5% 포함 세럼
시험방법	1. double blind, face split study
연구 관리번호	0620130080 (2012-1874)
보고서 관리번호	
시료 관리번호	
시험 시작일	2013년 1월 11일
시험 종료일	2013년 8월 31일
보고서 작성완료일	2013년 9월 27일

2. 시험 결과는 British Journal of Dermatology 에 논문 제출 한
아래 제목의 논문으로 대체 한다.

Comparison of clinical and histological effects between Lactobacillus fermented *Chamaecyparis obtusa* and tea tree oil for the treatment of mild to moderate acne: an 8-week double blind, randomized controlled, split-face study.

서울 대학 병원

피부과 전문의 교수 : 서대현



BCX-CA (Natural Anti-acne Agent)

 Clinical test – conducted by Seoul University Hospital

<Dermatology, Vol. 229(2) 102-109, 2014>

Dermatology, Vol. 229(2) 102-109, 2014 (International Journal of Skin Science)

Dermatology. 2014;229(2):102-9. doi: 10.1159/000362491. Epub 2014 Sep 6.

Comparison of clinical and histological effects between lactobacillus-fermented *Chamaecyparis obtusa* and tea tree oil for the treatment of acne: an eight-week double-blind randomized controlled split-face study.

Kwon HH1, Yoon JY, Park SY, Min S, Suh DH.

피부과. 2014, 229 (2) : 102-9. doi : 10.1159 / 000362491. Epub 2014 년 9 월 6 일

여드름 치료를 위한 유산균 발효 *Chamaecyparis obtusa*와 티트리 오일 간의 임상적 및 조직학적 효과의 비교 : 8 주 이중 맹검 무작위 대조 분열면 연구.

Kwon HH1, Yoon JY, 박 SY, 민 S, 서 DH.

BCX-CA (Natural Anti-acne Agent)

Clinical test – conducted by Seoul University Hospital

<Dermatology, Vol. 229(2) 102-109, 2014>

Dermatology, Vol. 229(2) 102-109, 2014 (International Journal of Skin Science)

BACKGROUND:

Screening of natural compounds for the development of anti-acne therapeutic agents has been steadily required considering various side effects of acne medications. However, previous studies have mainly focused on experimental tests without clinical trials and histopathological analysis.

OBJECTIVES:

To compare the clinical efficacy, safety and histopathological changes between Lactobacillus-fermented Chamaecyparis obtusa (LFCO) and existing tea tree oil (TTO).

METHODS:

A total of 34 patients were instructed to apply 5% LFCO to the involved areas of a randomly allocated side and 5% TTO extract to the other side for 8 weeks in a double-blind split-face clinical trial.

배경:

여드름 치료제의 개발을 위한 천연 화합물의 스크리닝은 꾸준히 여드름 치료제의 다양한 부작용을 고려하여 필요합니다. 그러나 이전의 연구들은 주로 임상 시험이나 조직 병리학적 분석이 없는 실험적인 실험에 초점을 맞추었다.

목표 :

Lactobacillus 발효 Chamaecyparis obtusa (LFCO)와 기존 티 트리 오일 (TTO) 간의 임상 효능, 안전성 및 조직 병리학 적 변화를 비교하고자 한다.

행동 양식:

총 34 명의 환자가 이중 맹검 분할면 임상 시험에서 5 %의 LFCO를 무작위 배정 된 부위와 5 %의 TTO 추출물을 8 주 동안 다른 부위에 투여하도록 지시 받았다.

BCX-CA (Natural Anti-acne Agent)

Clinical test – conducted by Seoul University Hospital

<Dermatology, Vol. 229(2) 102-109, 2014>

Dermatology, Vol. 229(2) 102-109, 2014 (International Journal of Skin Science)

RESULTS:

After 8 weeks, inflammatory acne lesions were reduced by 65.3% on the LFCO side and by 38.2% on the TTO side. LFCO was also superior to TTO in the onset time of efficacy ($p < 0.05$). The LFCO side further demonstrated improvement for non-inflammatory lesions (52.6%, $p < 0.05$), decreased size of sebaceous glands and sebum output reductions. Patients' subjective satisfaction was also higher without severe adverse reactions. Protein expressions of nuclear factor κ B decreased earlier on the LFCO side, and those of interleukin-1 α (IL-1 α), IL-8, insulin-like growth factor 1 receptor and sterol regulatory element-binding protein 1 decreased subsequently. Ultra-performance liquid chromatography/high-resolution mass spectrometry further demonstrated that the contents of dihydroxybenzoic acid, taxifolin and quercetin were increased in LFCO after fermentation.

CONCLUSIONS:

LFCO treatment was rapid and effective for treating acne lesions compared to TTO. Histopathological findings correlated well with the clinical acne grade and treatment response. This novel natural compound appears to be effective and safe for acne treatment.

PMID: 25228478 DOI: 10.1159/000362491

결과 :

8 주 후 염증성 여드름 병변은 LFCO 측에서 65.3 %, TTO 측에서 38.2 % 감소했다. LFCO는 TTO보다 효과 발현 시점에서 우월했다. ($p < 0.05$). LFCO 측은 비 염증성 병변 (52.6 %, $p < 0.05$)에 대한 개선, 피지선 감소 및 피지 생산량 감소를 입증했습니다. 또한 환자의 주관적인 만족도는 심각한 부작용없이 높았다. 핵 인자 κ B의 단백질 발현은 LFCO 쪽에서 더 일찍 감소하였고, 인터루킨 -1 α (IL-1 α), IL-8, 인슐린 유사 성장 인자 1 수용체 및 스테롤 조절 요소 결합 단백질 1의 단백질 발현은 이후 감소 하였다. 초 고성능 액체 크로마토그래피 / 고분해능 질량 분석기는 디 하이드록시 벤조산, 택시 플로린 및 케르세틴의 함량이 발효 후 LFCO에서 증가 함을 입증했다.

결론 :

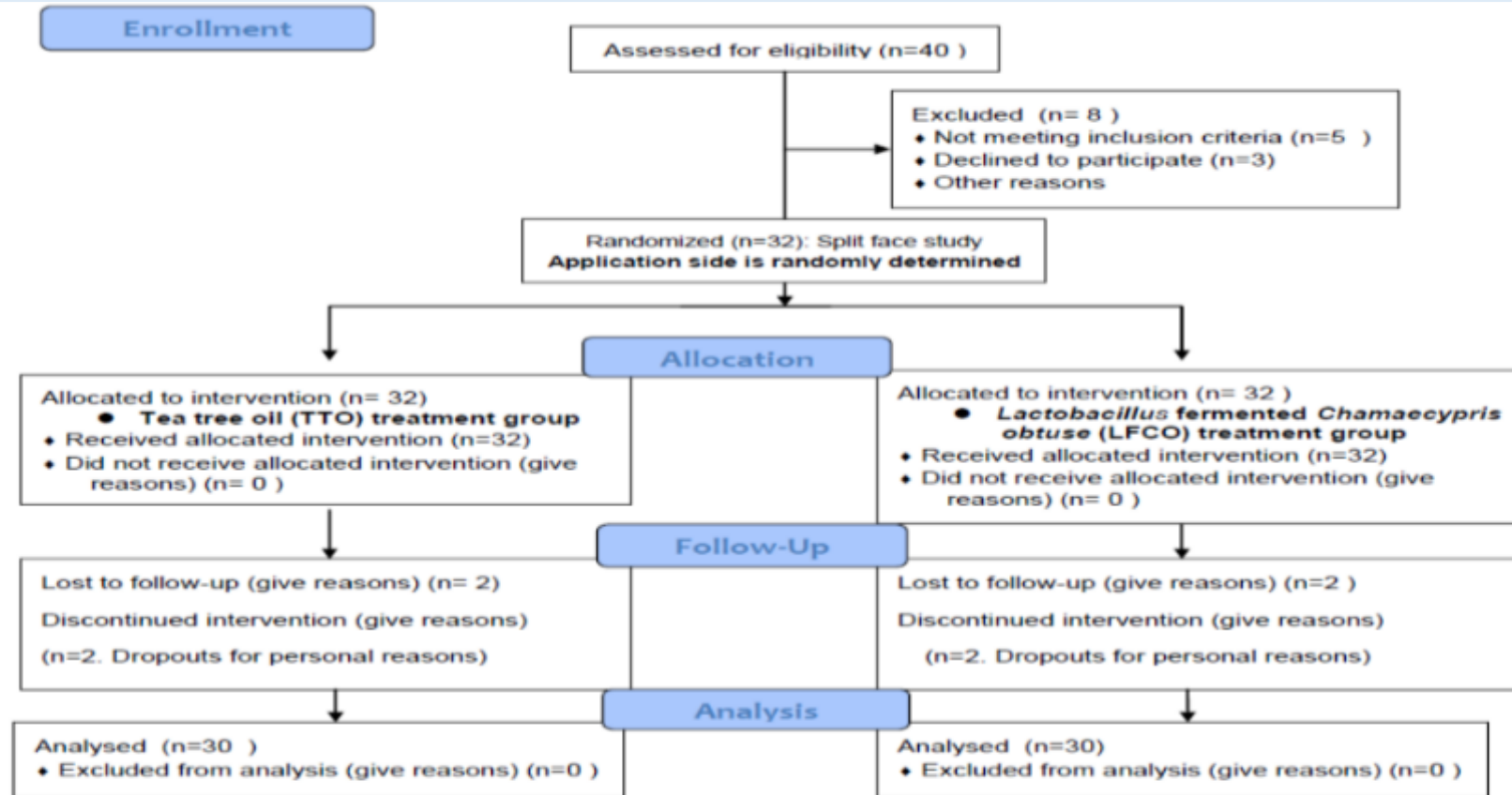
LFCO 처리는 TTO에 비해 여드름 병변 치료에 빠르고 효과적이었습니다. 조직 병리학 적 발견은 임상 여드름 등급 및 치료 반응과 잘 일치했다. 이 새로운 천연 화합물은 여드름 치료에 효과적이고 안전합니다.

결과 : 이 새로운 천연 화합물은 여드름 치료에 효과적이고 안전합니다.

BCX-CA (Natural Anti-acne Agent)


Clinical test – test method

<Dermatology, Vol. 229(2) 102-109, 2014>



- 8-week trial / Prospective, double-blind, randomized trial was done
- From January 2013 to June 2013, at the Department of Dermatology, Seoul National University
- Comparison of Tea tree oil and LFCO (Lactobacillus fermented Chamaecypris obtuse; BCX-CA)
- Comparison of Tea tree oil and LFCO (Lactobacillus fermented Chamaecypris obtuse; BCX-CA)

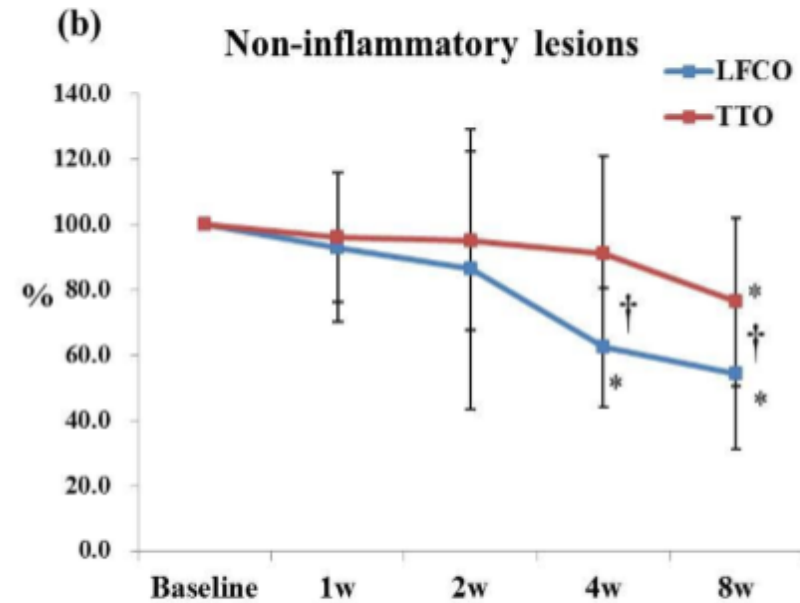
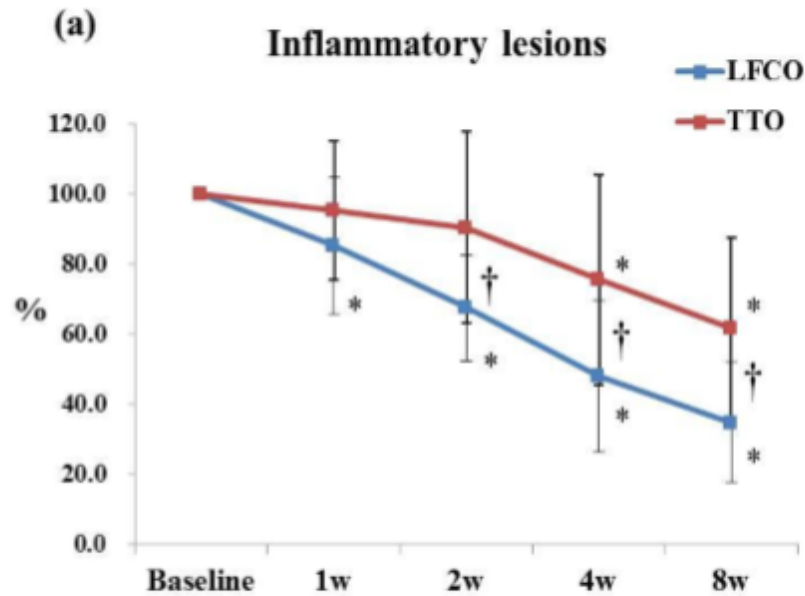
BCX-CA (Natural Anti-acne Agent)



Clinical test – test result

<Dermatology, Vol. 229(2) 102-109, 2014>

- LCFO(BCX-CA) : 5% Lactobacillus fermented *Chamaecypris obtuse*
- TTO : 5% Tea tree oil



BCX-CA alleviates both inflammatory and non-inflammatory lesions
(More effective for inflammatory lesions than non-inflammatory lesions!)

* Lesion: The part of the disease itself, or the tissue that changed into disease, the change of the body caused by the disease

BCX-CA (Natural Anti-acne Agent)

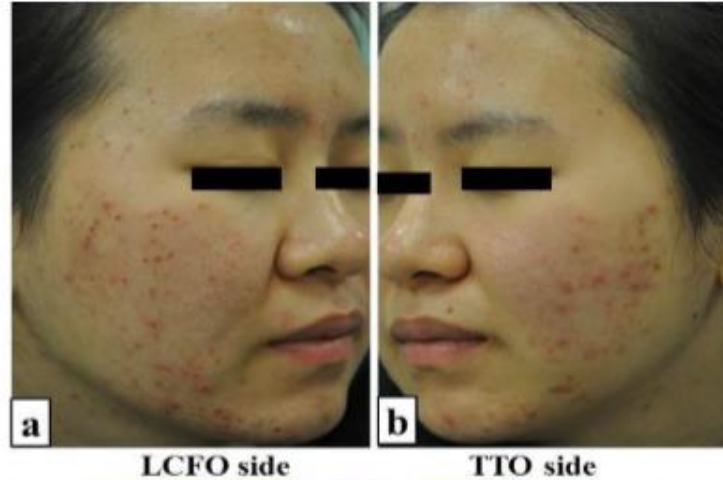
<Dermatology, Vol. 229(2) 102-109, 2014>

Clinical test – test result

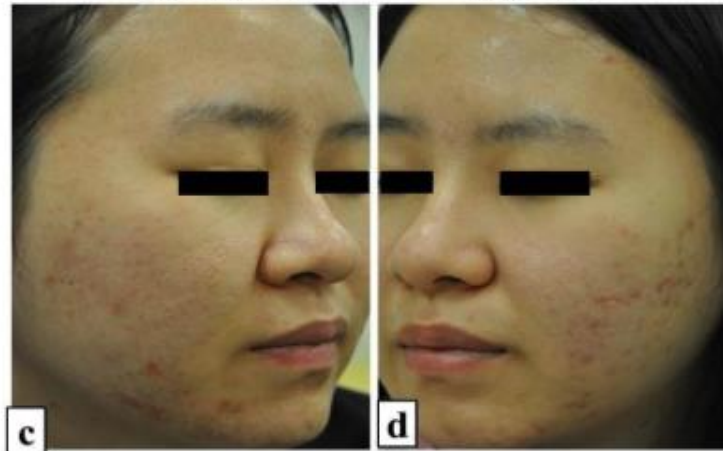
(Guide Prescription Cream in next slide, 5% applied)

- **LCFO** : Lactobacillus fermented *Chamaecypris obtuse*
- **TTO** : Tea Tree Oil

Before



8 weeks later



BCX-CA (Natural Anti-acne Agent)

Prescription example

BCX-CA Cream		
phase	INCI name	처방(%)
A	Purified water	39.20
	Glycerine	2.00
	BCX-CA	5.00
	Niacinamide	2.00
	1,3-butylene glycol	2.00
B	PEG-60 Hydrogenated caster oil	0.30
	Glycerylmonostearate: PEG-100stearate	0.80
	Cetyl hexyl hexanoate	5.00
C	Purified water	35.00
	Sodium Acrylate	0.40
D	Purified water	4.00
	Silk Amico acid	0.10
	Azulene	0.10
	Hydrolized Collagen	0.10
E	Frangrance	0.50
	Rye peel oil	0.50
F	Polyacrylamide & C13-14 isoparaffin and Laureth-7	3.00
Total		100.00



BCX-CA (Natural Anti-acne Agent)

How to use and store

phase	Brownish liquid
pH	6.7±1.0
Recomm. dosage	2~5%
solubility	Water-soluble
Formulation application	Add into water part
storage	Store in a cool place with low humidity and no direct sunlight
Precautions in use	<ul style="list-style-type: none">- Xantan gum is recommended as a thickener (Viscosity is affected by using Carbomer)- Can be affected by pH, however no affection after neutralization
Packing unit	10kg & 20kg



The Best Anti-Acne Beauty Product of BCX-CA



Anti-Acne Beauty Product of *Chamaecyparis Obtuse* Leaf Extract

A new skin care approach for acne prone skin

Eucerin

Results

Licochalcone A

Licochalcone A (Licochalcone A) is a natural flavonoid polyphenol with a broad spectrum of antibacterial, anti-inflammatory and antioxidant activities.

Formulation

Anti-inflammatory activity proven in diffuse skin lesions:

- Inhibits release of pro-inflammatory signals and cytokines (IL-1, IL-6, IL-8, IL-10, IL-12, IL-17, IL-18, IL-20, IL-22, IL-23, IL-25, IL-27, IL-31, IL-33, IL-35, IL-36, IL-37, IL-38, IL-39, IL-40, IL-41, IL-42, IL-43, IL-44, IL-45, IL-46, IL-47, IL-48, IL-49, IL-50, IL-51, IL-52, IL-53, IL-54, IL-55, IL-56, IL-57, IL-58, IL-59, IL-60, IL-61, IL-62, IL-63, IL-64, IL-65, IL-66, IL-67, IL-68, IL-69, IL-70, IL-71, IL-72, IL-73, IL-74, IL-75, IL-76, IL-77, IL-78, IL-79, IL-80, IL-81, IL-82, IL-83, IL-84, IL-85, IL-86, IL-87, IL-88, IL-89, IL-90, IL-91, IL-92, IL-93, IL-94, IL-95, IL-96, IL-97, IL-98, IL-99, IL-100)
- Inhibits release of pro-inflammatory signals and cytokines (IL-1, IL-6, IL-8, IL-10, IL-12, IL-17, IL-18, IL-20, IL-22, IL-23, IL-25, IL-27, IL-31, IL-33, IL-35, IL-36, IL-37, IL-38, IL-39, IL-40, IL-41, IL-42, IL-43, IL-44, IL-45, IL-46, IL-47, IL-48, IL-49, IL-50, IL-51, IL-52, IL-53, IL-54, IL-55, IL-56, IL-57, IL-58, IL-59, IL-60, IL-61, IL-62, IL-63, IL-64, IL-65, IL-66, IL-67, IL-68, IL-69, IL-70, IL-71, IL-72, IL-73, IL-74, IL-75, IL-76, IL-77, IL-78, IL-79, IL-80, IL-81, IL-82, IL-83, IL-84, IL-85, IL-86, IL-87, IL-88, IL-89, IL-90, IL-91, IL-92, IL-93, IL-94, IL-95, IL-96, IL-97, IL-98, IL-99, IL-100)
- Inhibits release of pro-inflammatory signals and cytokines (IL-1, IL-6, IL-8, IL-10, IL-12, IL-17, IL-18, IL-20, IL-22, IL-23, IL-25, IL-27, IL-31, IL-33, IL-35, IL-36, IL-37, IL-38, IL-39, IL-40, IL-41, IL-42, IL-43, IL-44, IL-45, IL-46, IL-47, IL-48, IL-49, IL-50, IL-51, IL-52, IL-53, IL-54, IL-55, IL-56, IL-57, IL-58, IL-59, IL-60, IL-61, IL-62, IL-63, IL-64, IL-65, IL-66, IL-67, IL-68, IL-69, IL-70, IL-71, IL-72, IL-73, IL-74, IL-75, IL-76, IL-77, IL-78, IL-79, IL-80, IL-81, IL-82, IL-83, IL-84, IL-85, IL-86, IL-87, IL-88, IL-89, IL-90, IL-91, IL-92, IL-93, IL-94, IL-95, IL-96, IL-97, IL-98, IL-99, IL-100)
- Inhibits release of pro-inflammatory signals and cytokines (IL-1, IL-6, IL-8, IL-10, IL-12, IL-17, IL-18, IL-20, IL-22, IL-23, IL-25, IL-27, IL-31, IL-33, IL-35, IL-36, IL-37, IL-38, IL-39, IL-40, IL-41, IL-42, IL-43, IL-44, IL-45, IL-46, IL-47, IL-48, IL-49, IL-50, IL-51, IL-52, IL-53, IL-54, IL-55, IL-56, IL-57, IL-58, IL-59, IL-60, IL-61, IL-62, IL-63, IL-64, IL-65, IL-66, IL-67, IL-68, IL-69, IL-70, IL-71, IL-72, IL-73, IL-74, IL-75, IL-76, IL-77, IL-78, IL-79, IL-80, IL-81, IL-82, IL-83, IL-84, IL-85, IL-86, IL-87, IL-88, IL-89, IL-90, IL-91, IL-92, IL-93, IL-94, IL-95, IL-96, IL-97, IL-98, IL-99, IL-100)

Formulation

Anti-inflammatory activity proven in diffuse skin lesions:

- Inhibits release of pro-inflammatory signals and cytokines (IL-1, IL-6, IL-8, IL-10, IL-12, IL-17, IL-18, IL-20, IL-22, IL-23, IL-25, IL-27, IL-31, IL-33, IL-35, IL-36, IL-37, IL-38, IL-39, IL-40, IL-41, IL-42, IL-43, IL-44, IL-45, IL-46, IL-47, IL-48, IL-49, IL-50, IL-51, IL-52, IL-53, IL-54, IL-55, IL-56, IL-57, IL-58, IL-59, IL-60, IL-61, IL-62, IL-63, IL-64, IL-65, IL-66, IL-67, IL-68, IL-69, IL-70, IL-71, IL-72, IL-73, IL-74, IL-75, IL-76, IL-77, IL-78, IL-79, IL-80, IL-81, IL-82, IL-83, IL-84, IL-85, IL-86, IL-87, IL-88, IL-89, IL-90, IL-91, IL-92, IL-93, IL-94, IL-95, IL-96, IL-97, IL-98, IL-99, IL-100)
- Inhibits release of pro-inflammatory signals and cytokines (IL-1, IL-6, IL-8, IL-10, IL-12, IL-17, IL-18, IL-20, IL-22, IL-23, IL-25, IL-27, IL-31, IL-33, IL-35, IL-36, IL-37, IL-38, IL-39, IL-40, IL-41, IL-42, IL-43, IL-44, IL-45, IL-46, IL-47, IL-48, IL-49, IL-50, IL-51, IL-52, IL-53, IL-54, IL-55, IL-56, IL-57, IL-58, IL-59, IL-60, IL-61, IL-62, IL-63, IL-64, IL-65, IL-66, IL-67, IL-68, IL-69, IL-70, IL-71, IL-72, IL-73, IL-74, IL-75, IL-76, IL-77, IL-78, IL-79, IL-80, IL-81, IL-82, IL-83, IL-84, IL-85, IL-86, IL-87, IL-88, IL-89, IL-90, IL-91, IL-92, IL-93, IL-94, IL-95, IL-96, IL-97, IL-98, IL-99, IL-100)
- Inhibits release of pro-inflammatory signals and cytokines (IL-1, IL-6, IL-8, IL-10, IL-12, IL-17, IL-18, IL-20, IL-22, IL-23, IL-25, IL-27, IL-31, IL-33, IL-35, IL-36, IL-37, IL-38, IL-39, IL-40, IL-41, IL-42, IL-43, IL-44, IL-45, IL-46, IL-47, IL-48, IL-49, IL-50, IL-51, IL-52, IL-53, IL-54, IL-55, IL-56, IL-57, IL-58, IL-59, IL-60, IL-61, IL-62, IL-63, IL-64, IL-65, IL-66, IL-67, IL-68, IL-69, IL-70, IL-71, IL-72, IL-73, IL-74, IL-75, IL-76, IL-77, IL-78, IL-79, IL-80, IL-81, IL-82, IL-83, IL-84, IL-85, IL-86, IL-87, IL-88, IL-89, IL-90, IL-91, IL-92, IL-93, IL-94, IL-95, IL-96, IL-97, IL-98, IL-99, IL-100)
- Inhibits release of pro-inflammatory signals and cytokines (IL-1, IL-6, IL-8, IL-10, IL-12, IL-17, IL-18, IL-20, IL-22, IL-23, IL-25, IL-27, IL-31, IL-33, IL-35, IL-36, IL-37, IL-38, IL-39, IL-40, IL-41, IL-42, IL-43, IL-44, IL-45, IL-46, IL-47, IL-48, IL-49, IL-50, IL-51, IL-52, IL-53, IL-54, IL-55, IL-56, IL-57, IL-58, IL-59, IL-60, IL-61, IL-62, IL-63, IL-64, IL-65, IL-66, IL-67, IL-68, IL-69, IL-70, IL-71, IL-72, IL-73, IL-74, IL-75, IL-76, IL-77, IL-78, IL-79, IL-80, IL-81, IL-82, IL-83, IL-84, IL-85, IL-86, IL-87, IL-88, IL-89, IL-90, IL-91, IL-92, IL-93, IL-94, IL-95, IL-96, IL-97, IL-98, IL-99, IL-100)

Chemical Structure: Licochalcone A

Image: A photograph of the *Chamaecyparis obtusa* plant.



CHAMAECYPARIS
OBTUSA LEAF EXTRACT

JELLY BOOST

อันเนื่องการที่ปัญหาผิว
และการอักเสบของผิวหนัง
เป็นปัญหายอดนิยมที่ออกซิเจนที่
ป้องกันผิวจากความเสียหาย

“เพื่อผิวสดใส เต็มด้วย...มีชีวิตชีวา”

10 Best Anti-Acne and Pimple Creams



Thank You
